




# Key Stage 3 Learning Outcomes

	Outcome statement	Explained	How you will cover this
	Describe their strengths and what their personal likes are and complete the first stage of their career action plan	You can talk about your strengths, You know what you like and enjoy doing	PSHE, 'This is me' Year 7 project
	Tell their own story, how they are making progress and what they need to do to raise their achievement and improve their wellbeing	You can tell your own story, how you are making progress and what you need to do to raise your achievement and improve your wellbeing	PSHE, Progress check self-reflection in planners 3 times per year
	Look at all possibilities for identifying the skills and qualifications required to progress either into employment opportunities or to continue into further and higher education	You know that there are a range of pathways into employment including Apprenticeships, T-Levels, BTEC; s and A-levels.	Futures days (July each year) Year 9 options assemblies
	Access an appropriate range of sources for help, support, and advice within defined contexts	You use different places to get support, for example the futures hub, the internet, and parents.	Assemblies, Futures Days
	Understand the issues of protected characteristics including, race, religion, gender, age, disability and identify how to stand up to stereotyping and discrimination that is damaging to them and those around them	You can confidently stand up to stereotyping and discrimination and explain why both can harm others.	PSHE, Assemblies, Form activities, Careers starter activities – challenging stereotypes
	Identify the people able to provide informed advice and guidance on subject choices/ career ideas and understand the implications of the possible pathways ahead for you	You can use family and friends to access advice and information and can appreciate the role of impartiality and sources of partiality. You take part in employer led activities to develop your networking skills	PSHE
	be aware of what labour market information (LMI) is and how it can be useful to you	You can say what is LMI and why you need to be aware of it for making future decisions	PSHE, Assemblies
	Develop the necessary skills to complete job application procedures	You understand the skills needed to complete a job application	PSHE
	Understand how to prepare for interview practice that may cover roles of responsibility in school, the local community for a part time job, baby- sitting, or work experience and into Further Education or the world of work	You understand the skills needed for interviews	PSHE
	Understand how the process of action planning gives them the chance to think about how their studies will prepare them for the future, whether it is for Options, exams or for work-related experiences	You can form an action plan for your future.	Year 9 Options assembly, PSHE, Form activities
	Understand which skills necessary skills are required to prepare them for their career destination	You can recognise the skills and qualities needed for the world of work through activities/experiences	PSHE, form activities
	Develop their knowledge and skills in drawing up a realistic action plan that can be regularly reviewed	You can form an action plan for your future.	Year 9 Options assembly, PSHE, Form activities
	Understand how to negotiate and make plans and decisions as part of their Options at Key Stage 3 to help them get the qualifications, skills and experiences they need	You can research for the skills, qualifications and experience you need to discuss and where necessary negotiate your plans	Year 9 options, PSHE,

# Key Stage 3 Learning Outcomes

	See how parents, families and friends have a considerable influence but teachers, advisers, employers and the voluntary sector have an important role to play too	You can go to family and friends as well as teachers, careers advisors and employers for advice and support.	"This is me" project, PSHE
	Identify the people able to provide informed advice and guidance on subject choices/ career ideas and understand the implications of the possible pathways ahead	You can go to family and friends as well as teachers, careers advisors and employers for advice and support.	"This is me" project, PSHE
	Identify an obstacle to future and decide how they might be overcome		PSHE
	Recognise when this are using entrepreneurial qualities and skills in their subjects		PSHE
	Recognise the relevance and importance of personal safety and the safety of those around them in the workplace	You know why there are rules in the workplace	Work experience prep assembly, PSHE
	Show that they can manage your own budget and contribute to household and school budgets	You can manage your own money and know why you need to think carefully about what you spend	PSHE
	Know about the laws and bye-laws relating to permitted hours and types of employment; and know how to minimise health & safety risks	You are aware of the laws and the byelaws relating to the hours and types of employment for your age group	PSHE
	Know that their contributions to school life will be valued and they will be respected in line with the principles of British values	Your contribution such as charity work and voluntary work are appreciated in school	Leadership ladder challenge
	Use a range of different media to explore and gain an understanding of business and industry		Futures day
	give examples of different kinds of work and why people's satisfaction with their working lives can change	You can identify different kinds of work that people do. You can say why people's job satisfaction varies	Futures Day, Careers subject starters, assemblies, PSHE
	Find out about the different types of work available and how work patterns are changing	You understand how the world of work is changing, for example working from home as a result of the pandemic.	Form activities
	give examples of different business organisational structures	Looking at different businesses you can describe their organisation and structure	PSHE