

| | | |
|-------------|---------------|------------------|
| Surname | Centre Number | Candidate Number |
| Other Names | | 0 |



GCSE

0155/01

FILM STUDIES

PAPER 1: Exploring Film

A.M. WEDNESDAY, 19 June 2013

1½ hours

ADDITIONAL MATERIALS

DVD Resource for use with Questions 1 and 2.

Print-based Resource for use with Question 3.

Pencils and coloured pencils/pens may be used for Question 4(c).

Spare paper for notes (to be provided by centre and **not submitted** with your answer book).

| For Examiner's use Only | |
|-------------------------|--|
| Q.1 (10) | |
| Q.2 (10) | |
| Q.3 (10) | |
| Q.4 (20) | |
| TOTAL (50) | |

INSTRUCTIONS TO CANDIDATES

Use black ink or black ball-point pen.

Write your **name**, **centre number** and **candidate number** in the spaces at the top of this page.

Answer **all** questions in this Answer Book. There are four extra pages at the back of the book.

Write your answers in the spaces provided in this book.

Viewing the DVD extract for Questions 1 and 2.

You will be given **3 minutes** to **read** through the **questions** (*on page 3 of this Answer Book*). **This is included in the total time allowed for Paper 1.**

The extract will be played **three** times. For the first viewing, just watch.

You will watch the DVD extract for a second time. This time you will be allowed to make notes.
Make any notes on the spare paper provided.

You will then be allowed **10 minutes** to make further notes and to think about the answers to the questions.

You will watch the extract for a **third** and **final** time.

You will be allowed the remaining time (approximately **1 hour 5 minutes**, depending on the length of the extract) to complete the examination.

INFORMATION FOR CANDIDATES

The number of marks is given in brackets at the end of each question or part question.

You are reminded of the necessity for clear and accurate written communication and orderly presentation in your answers.

BLANK PAGE

*Answer **all** the questions in this Answer Book.*

Read the questions before viewing the extract. You will be given 3 minutes for this.

The extract is taken from *Spider-Man* (USA, 2002). New York is enjoying a Thanksgiving Day parade, but the Green Goblin has other ideas.

1. (a) Identify **one** important feature of mise-en-scène used in this extract. (1)
 (b) Why is this feature important? (2)
 (c) Explain how **two** of the following are used in this extract to excite the audience:
 • cinematography
 • editing
 • visual effects
 • sound. (7) [10]
2. (a) Identify **one** important costume **or** prop in this extract. (1)
 (b) Why is this costume **or** prop important? (3)
 (c) Discuss the use of **either** costume **or** props in at least **one** other Superhero movie you have studied. (6) [10]
3. How are Superhero movies marketed? You may refer to the resource material to help you. [10]
4. You have been asked to create a Superhero for a new movie. Complete the following tasks:
 (a) Choose a name and a special power for your Superhero. (2)
 (b) Explain why you have chosen this special power. (4)
 (c) Design and annotate the homepage for a website featuring your Superhero. Consider:
 • Superhero movie conventions
 • the layout and design of your website homepage. (8)
 (d) Explain how your website will help to sell your movie. (6) [20]

Acknowledgement: Every effort has been made to trace the copyright holders of all items used in the resource material, which were sourced in March 2012. All sources are credited. Please contact WJEC if there are any omissions.

There are extra blank pages if needed in the back of this Answer Book.

1. (a) Identify **one** important feature of mise-en-scène used in this extract.

(1)

.....

.....

.....

(b) Why is this feature important?

(2)

.....

.....

.....

.....

.....

.....

.....

.....

.....

(c) Explain how **two** of the following are used in this extract to excite the audience:

- cinematography
- editing
- visual effects
- sound.

(7)

.....

.....

.....

.....

.....

.....

.....

.....

.....

.....

0155
010005

(1)

(3)

(6)

- [10]

0155
010009

4. You have been asked to create a Superhero for a new movie. Complete the following tasks:

(a) Choose a name and a special power for your Superhero. (2)

.....

.....

.....

.....

.....

.....

.....

(b) Explain why you have chosen this special power. (4)

.....

.....

.....

.....

.....

.....

.....

.....

.....

.....

.....

.....

.....


.....

.....

(c) Design and annotate the homepage for a website featuring your Superhero. Consider:

- Superhero movie conventions
- the layout and design of your website homepage.

(8)



(6)



GCSE

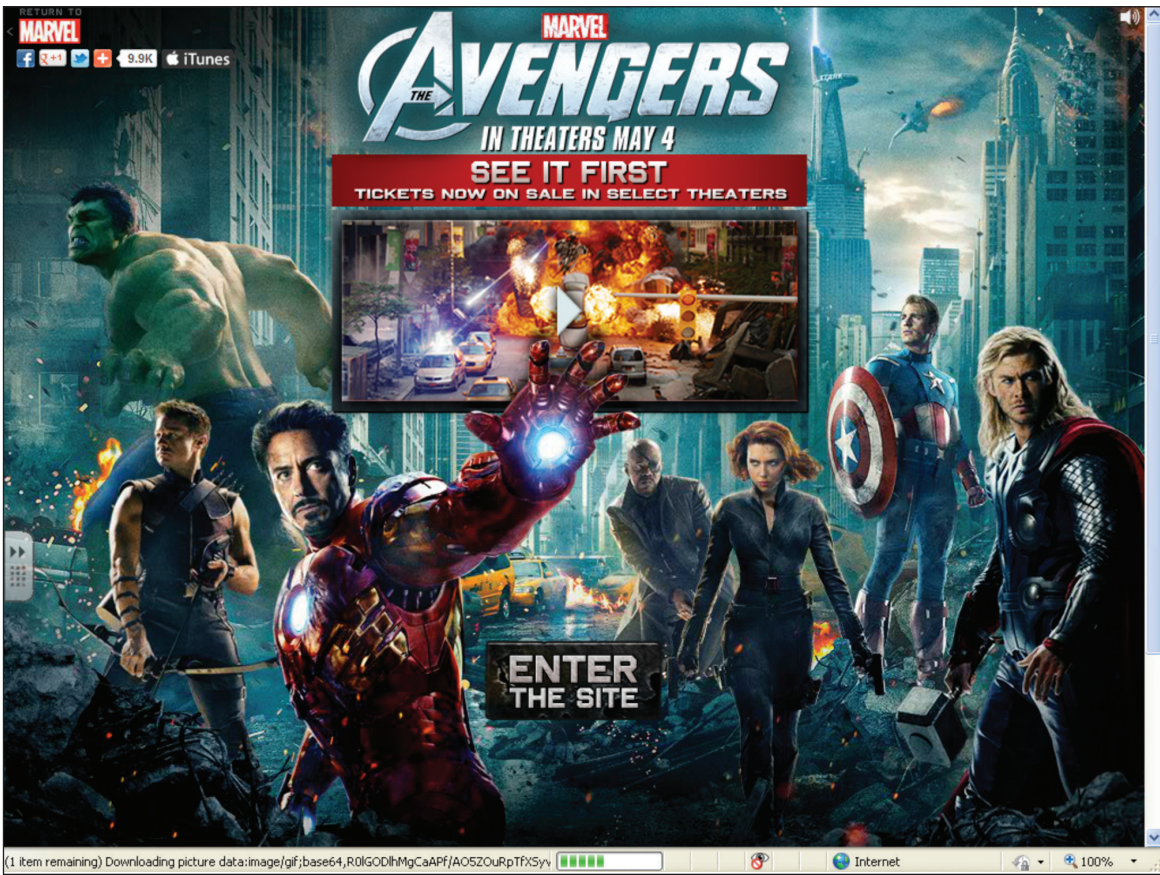
0155/01-A

FILM STUDIES

A.M. WEDNESDAY, 19 June 2013

**Print-based Resource Material for use
with Paper 1, Question 3**

Marketing Items for Superhero movies



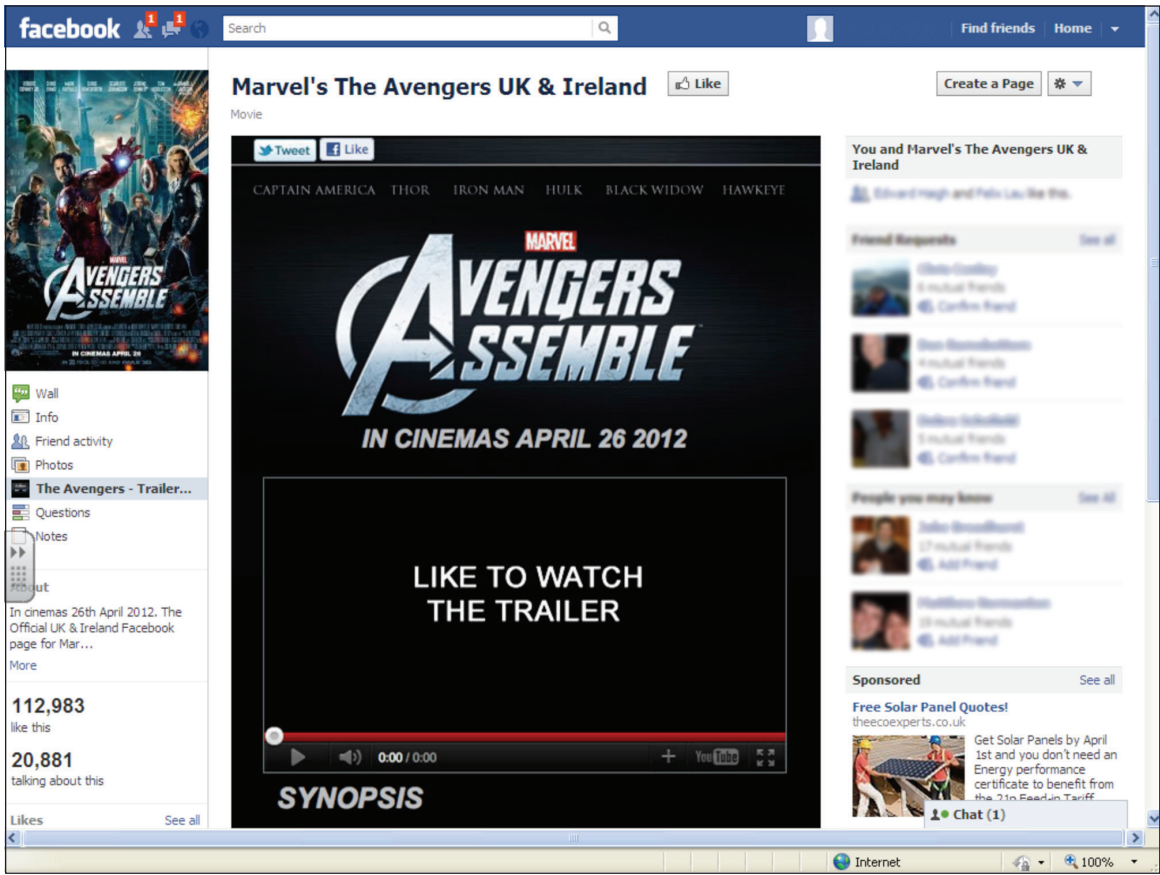
Marvel Studios' website for *The Avengers*



Film poster for *X2*



Subway's tie-in products for the *Green Lantern*



Facebook page



Marvel Superheroes: McDonald's tie-in products



Video game based on *X-Men Origins-Wolverine*



GCSE

0155/01-B

FILM STUDIES

A.M. WEDNESDAY, 19 June 2013

1½ hours

INSTRUCTIONS TO CENTRES

TO BE OPENED ON RECEIPT

For Questions 1 and 2 of this examination paper, candidates are required to view a short audio-visual extract in DVD format.

Centres need to provide replay and viewing facilities for candidates and ensure that conditions in the examination room are adequate.

Owing to copyright issues, DVDs must be **returned** to WJEC after the examination. Please return to **Jodie Mearing-Lane, Film Studies, WJEC 245 Western Avenue, Cardiff CF5 2YX.**

INSTRUCTIONS TO INVIGILATORS

1. Before the examination begins, candidates should be given **two sheets of paper** for making **notes** on the audio-visual resource for Questions 1 and 2. These notes are for **candidates' use only** and should **not** be submitted with the Answer Book for assessment.
2. **Before** playing the extract, candidates **must** be allowed **three minutes** to read through the questions on the examination paper. This is **included** in the 1 ½ hours allowed.
3. Play the DVD which is provided. **All instructions needed by candidates are on the cover of the Answer Book and duplicated on the DVD.**
4. **DO NOT SWITCH OFF THE DVD UNTIL THE EXTRACT HAS BEEN PLAYED THREE TIMES** (approximately 20 minutes).
5. The candidates then have the remaining time (approximately **1 hour and 5 minutes**) to complete the examination.

NOTE: Print-based Resource Material for use with **Question 3** accompanies the Answer Book.